



## EGR-VWA-KT


# VOLKSWAGON AMAROK 2.0L TWIN TURBO EGR REMOVAL KIT

**NOTE: SPECIAL TOOLS REQUIRED T-30 AND V-10 SPLINE BIT**

**STEP 1. REMOVE THE INLET PIPE FROM THE AIR BOX TO THE TURBO**




**STEP 2. CLAMP OFF COOLANT HOSES TO EGR COOLER, USING A SPECIAL TOOL OR OTHER SAFER OPTIONS**






**STEP 3. NEXT REMOVE THE SPRING CLAMPS FROM COOLANT HOSES TO THE EGR COOLER (NO LONGER NEEDED)**




**STEP 4. REMOVE EGR COOLER AND PIPE TO HEAD**






**STEP 5. FIT EGR BLANKING PLATES SUPPLIED IN KIT USING THE ORIGINAL STEEL GASKETS TO THE MANIFOLD HEAD WITH ORIGINAL BOLTS AS WELL, SEE IMAGE BELOW.**




**STEP 6. FIT 16MM HOSE JOINERS TO COOLANT HOSES AND FIT NEW 300MM HOSE BETWEEN WITH NEW CLAMPS SUPPLIED.**





**STEP 7. FIT P27 CLAMP TO COOLANT HOSE AND MOUNT TO ORIGINAL BARCKET USING THE ORIGINAL BOLT.**



**STEP 8. FINALLY, AFTER CHECKING EVERYTHING IS TIGHT AND SECURE, START CAR AND CHECK COOLANT LEVEL**

**NOTE: VERY IMPORTANT AFTER INSTALATION OF OUR HPD EGR DELETE KIT  
YOU WILL NEED TO TURN CODING OFF IN ECU FOR EGR.  
WE RECOMMEND IF POSSIBLE A HPD ECU REMAP TO DO SO  
08 8371 5928**



## EGR-VWA-KT



<u>QUANTITY</u>	<u>PART</u>	<u>DESCRIPTION</u>	<u>PACKED</u>
1	EGR-TD42	TD42 EGR BLANKING PLATE	
1	EGR-VWA	VWA 42mm BLANKING PLATE	
4	CL-24-26	SPRING HOSE CLAMPS (FBS-24)	
2	HTJ-16	16mm HOSE TAIL JOINER 5/8	
1	PC-27	27mm P-CLIP	
.3	RH-16	16mmø RUBBER HOSE	