

LITHIUM IRON PHOSPHATE BATTERY

- FEATURES**
- Lithium Iron Phosphate (LiFePO₄)
 - The Safest Lithium Technology
 - Integrated Battery Management System(BMS)
 - Maximum support 4 in series or 4 in parallel

- PERFORMANCE**
- Long Cycle Life>4000cycles@80%DOD
 - High Density,High Discharge Current,High Temperature Range
 - Low Weight,Free Maintenance
 - Fast Charging
 - Environment Friendly



LFP12-150 - 200AH

BATTERY DATA SHEET

ELECTRICAL PARAMETERS	
Nominal Voltage	12.8V
Rated Capacity	200Ah
Energy	2560Wh
Resistance	≤30mΩ
Efficiency	≥98%
Cycle Life (1C,80%DOD,25°C)	> 4000cycles
Self Discharge	< 5% per Month
Max. Cell in Series/ Parallel	4S/2P

MECHANICAL PARAMETERS	
Dimension(L×W×H)	483x170x240mm
	19.02x 6.69x 9.45"
Weight	19.5kg
Terminal Type	M8
Battery Housing	ABS
Housing Protection	IP65
Cell Type-Chemistry	LiFePO ₄ Cell
Communication	Bluetooth

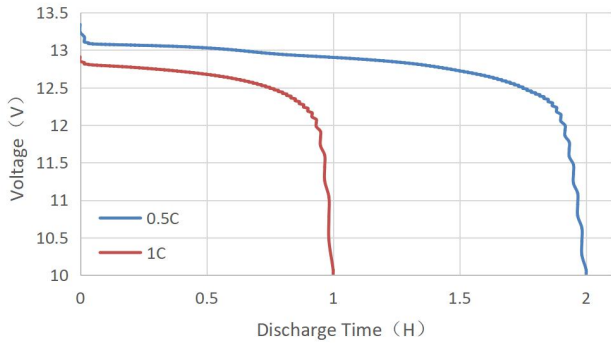
DISCHARGE PARAMETERS	
Continuous Discharge Current	150A
Pulse Discharge Current	300A (<10S)
Recommended Volt. Disconnect	10V
BMS Discharge Cut-off Voltage	10V
Reconnect Voltage	12V
Short Circuit Protection	300-800us

CHARGE PARAMETERS	
Charge Method	CC-CV
Charge Voltage	14.2~14.6V
Recommended Float Voltage	13.5~13.8V
Recommended Charge Current	75A
Maximum Charge Current	150A
BMS Charge Cut-off Voltage	14.6V

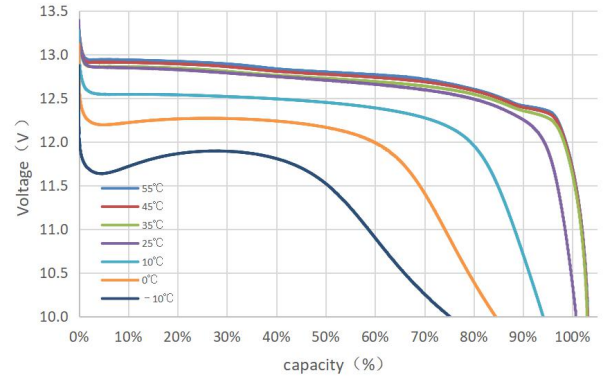
TEMPERATURE PARAMETERS	
Discharge Temperature	-20°C to 60°C
Charge Temperature	0°C to 55°C
Storage Temperature	-20°C to 60°C
BMS High Temperature Cut-off	75°C



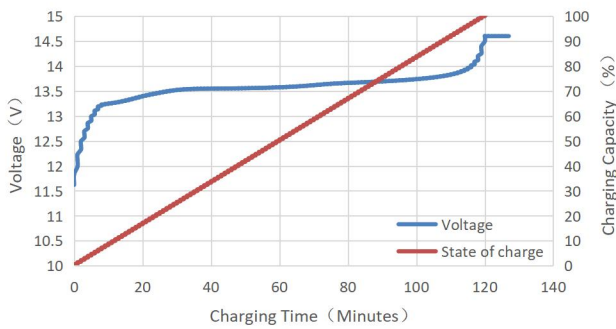
DIFFERENT RATE DISCHARGE CURVE (25°C)



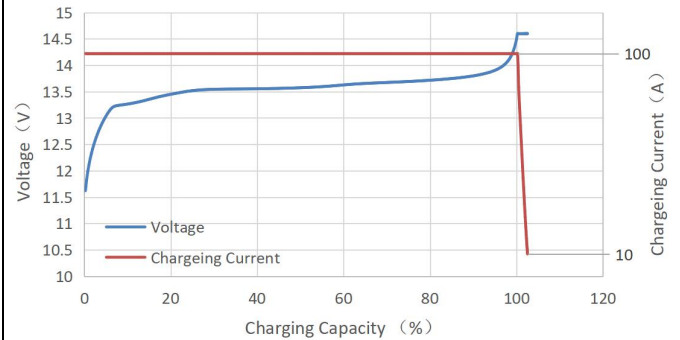
DIFFERENT TEMPERATURE DISCHARGE CURVE (0.5C)



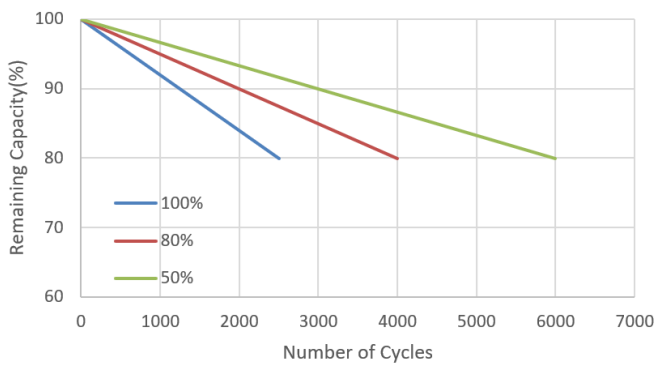
STATE OF CHARGE CURVE (0.5C, 25°C)



STATE OF CHARGE CURVE (0.5C, 25°C)



DIFFERENT DOD DISCHARGE CYCLE LIFE CURVE (1C)



DIFFERENT TEMPERATURE SELF DISCHARGE CURVE

