

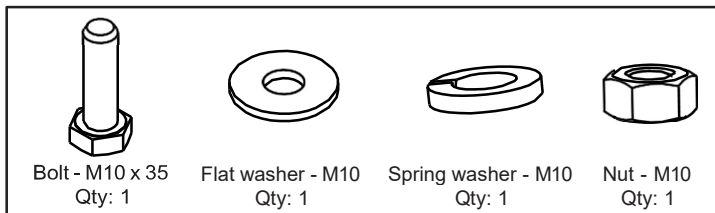
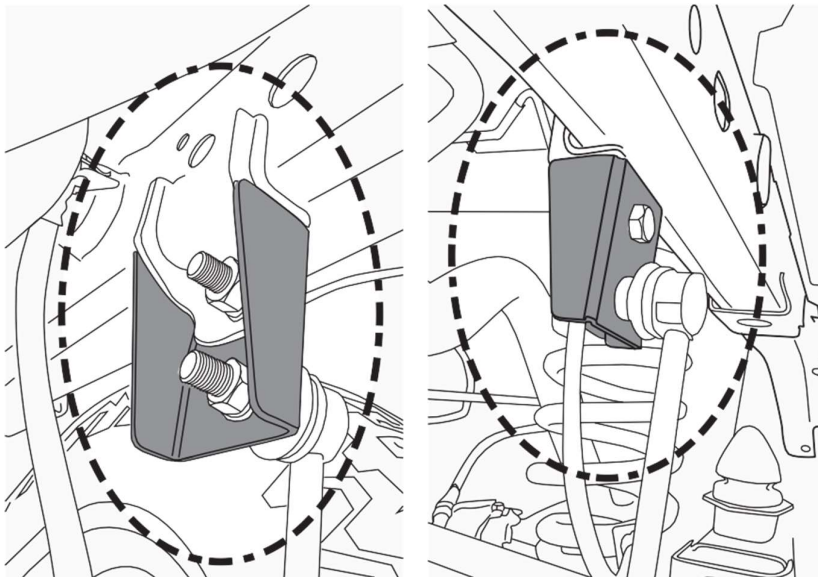
Nissan Navara NP300 (Coil Spring Models)
Sway Bar Extension Bracket Kit
Headlight Sensor Bracket Kit

PART NUMBER:SE45-523K

Rear Sway Bar Link Bracket:

1. Remove bolt that secures sway bar link to chassis mount.
2. Attach new bracket using hardware provided to chassis mount. Refer Fig 1.
3. Re-attach sway bar link to new bracket using original hardware.

Fig 1.



Thread:	M10 x 1.25
Tightening Torque:	55Nm

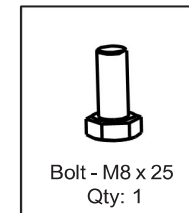
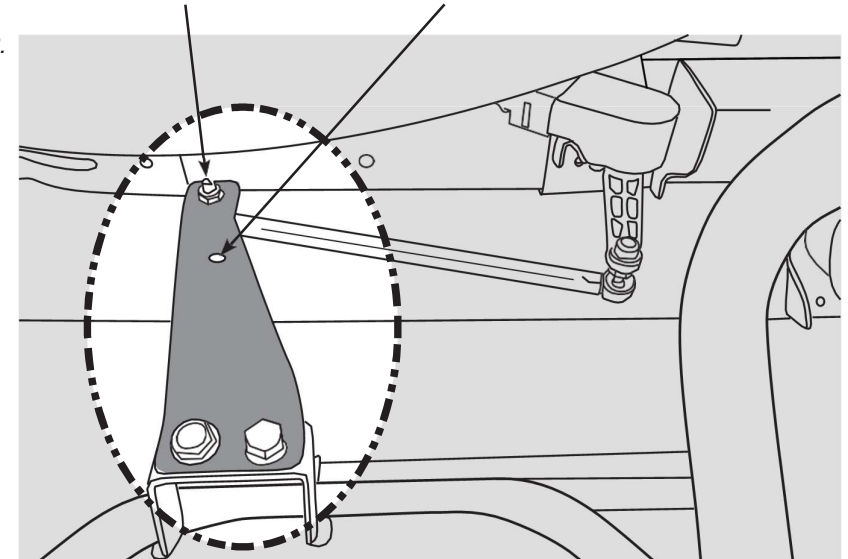
Headlight Sensor Bracket: (located on rear differential housing)

1. Disconnect link rod and remove original bracket.
2. Install new bracket as shown using hardware provided.
3. Re-attach link rod to new bracket.

* For lifts up to 50mm, use upper hole as shown.

* Standard height with extended travel shock absorbers use lower hole

Fig 2.



Thread:	M8 x 1.25
Tightening Torque:	30Nm